

Keeler Direct Ophthalmoscopes



Keeler



Direct Ophthalmoscopes

NEW
LED
LIGHT
SOURCE



A combination of optical perfection, superb ergonomics and versatile features make Keeler direct ophthalmoscopes the ideal choice. Whatever your requirement from basic examination to detailed diagnosis, there is a Keeler ophthalmoscope for you. The next couple of pages will guide your choice but first read on to discover the benefits shared by all Keeler ophthalmoscopes as standard.

Keeler optical system – the more you see the better the diagnosis

Keeler's wide angle light beam and individual mirror alignment ensures that whatever the patient's pupil size, you will see the clearest view of the retina.

Comfort and fit

With curved surfaces and subtle patient side marking, the contoured, curved ophthalmoscope head guarantees an optimal viewing angle and the smooth line surfaces ensure a patient friendly non-threatening instrument.

Slimline handles

Keeler hand helds are supplied on a slimline, lightweight robust handle.

Light, tough and built to last

Keeler ophthalmoscopes are built from resilient, lightweight materials to give you many years of trouble free service. High impact resistant covers combined with a strong, rigid chassis protect the carefully aligned optics.

Controllable light for bright, clear images










The new bright white LED, Halogen or Xenon illumination is fully adjustable from zero. This ensures the comfort of your patients and the best possible diagnosis for you.

Reflex free images

Individually controlled optics reduce the effect of corneal reflex whilst minimising shadows and providing clearer retinal visualisation.



Apertures, graticules and filters

-  **Wide Angle** - Illuminates the largest area of fundus for the best general diagnosis through a dilated pupil.
-  **Intermediate** - Easier access through undilated pupils and in peripheral examination. Ideal for paediatric examination.
-  **Macular** - For examination of the macular region of the fundus where a larger beam would create excessive pupillary reaction or patient discomfort.
-  **Slit** - To determine retinal elevations and depressions, can also be used to assess anterior chamber depth.
-  **Glaucoma** - Projects a graticule onto the retina to assess the optic cup/disc ratio as an aid to glaucoma diagnosis.
-  **Fixation Cross** - Projects a graticule onto the retina for assessment of the degree and direction of eccentric fixation.
-  **Red Free and Fixation Cross** - is for vessel examination with a fixation cross for assessment of eccentric fixation.
-  **Red Free** - Used to examine blood vessels in fine detail. Blood vessels are silhouetted black against a dark green background.
-  **Cobalt Blue** - Use with fluorescein dye for the examination of corneal scars and abrasions.



Bright, white LED
illumination



3 x Longer lasting
battery life

New LED Light Source

Keeler Direct Ophthalmoscopes are now available with a new LED light source, giving bright, white illumination and 3 x longer lasting battery life.

| | |
|--------------------|--|
| Battery Life | Battery will last 3 x longer with the new LED light source than the existing filament bulb at maximum brightness before requiring a re-charge. |
| Patch Quality | Homogenous, sharp, clear patch. |
| Colour Temperature | 3000K which equates to a neutral coloured patch. |
| CRI | High-CRI therefore colours are rendered more accurately. |
| Electronics | Uses the latest in LED technology. |
| Compatibility | The LED light source is compatible with the Specialist, Professional, Practitioner and Standard Keeler Ophthalmoscope heads and the 3.6V lithium ion rechargeable handle and the 2.8V primary cell handle. |

Specialist

The World's
finest Direct
Ophthalmoscope



We recognise that illumination is of fundamental importance to good diagnosis. The re-engineered optics give 30% more illumination and because it is longer lasting, that means fewer bulb changes giving greater peace of mind.

30% more illumination

Re-engineered optics give 30% more illumination to get through, for example, cloudy media and cataracts.

Lightweight and well balanced

Almost 50% lighter, the Specialist combined with the slimline handle is perfectly balanced.

Expanded dioptre range

The most comprehensive lens range available in a direct ophthalmoscope, +44D to -45D lens range guarantees optimal diagnosis in any situation.

Slimmer optics

Slimmer and enclosed viewing optics enable you to get closer to the eye providing a wider field of view.

Premium hand made optics

The Morton Lens Track system, made up of individually ground glass lenses ensures an optimal view.

New Cobalt Blue filter

The new blue filter can be used in conjunction with fluorescein dye for the detection and examination of corneal scars and abrasions.

Pupillometer gauge

The pupillometer disc allows quick and easy estimation of pupil size.

Part numbers

| | |
|-------------|--------------------------------------|
| 1132-P-1157 | 3.6V SPECIALIST OPHTH (RECHARGEABLE) |
| 1132-P-1149 | 2.8V SPECIALIST OPHTH IN CASE |
| 1131-P-5228 | SPECIALIST OPHTH + LED MODULE |

Accessories

| | |
|-------------|-------------------------------|
| 1011-P-7034 | SPEC/VISTA HAL BULB 3.6V PKT2 |
| 1011-P-7042 | SPEC/VISTA HAL BULB 2.8V PKT2 |
| 1011-P-5637 | SPECIALIST LED ASSY |



NEW LED
light source

Specialist/Vista
Ophthalmoscope
bulb



Professional

The Professional Ophthalmoscope has been designed to ensure ultimate control. Lenses, graticules and filters can all be introduced at the touch of a fingertip without the need to pull away from the patient.

Positive action maywheel and comprehensive lens range

The positive action, easy access, maywheel not only allows you to dial up the required lens quickly, but also gives you total control of where you are in the lens range making each exam quicker and easier.

The extensive range of +29D to -30D in single dioptre steps ensures easy examination of all ocular structures and covers a wide range of patient/user prescriptions. A quick step swing of +/- 20D helps speed up diagnosis.

Choice of illumination

The Professional now has a choice of Xenon or new LED illumination for a brighter and whiter long lasting light. Giving you 3 x longer battery life.



Swing over filter

The red free filter for enhanced vessel examination can be used in conjunction with any of the 6 diagnostic beams.

Brow rest

The integral soft brow rest allows for easy positioning and protects your lenses if you are a spectacle wearer.

Part numbers

| | |
|-------------|-------------------------------------|
| 1128-P-1014 | 3.6V PROFESSIONAL OPHTH IN CASE |
| 1128-P-1015 | 3.6V LED PROFESSIONAL OPHTH IN CASE |
| 1128-P-1013 | 2.8V PROFESSIONAL OPHTH IN CASE |
| 1128-P-5008 | PROFESSIONAL OPHTH + LED MODULE |
| Accessories | |
| 1011-P-7114 | STD/PRACT/PROF XE BULB 3.6V PKT2 |
| 1011-P-7106 | STD/PRACT/PROF XE BULB 2.8V PKT2 |
| 1011-P-5610 | OPHTH LED ASSY |

Professional Retinoscope



Optimised for outstanding performance with either a Streak or Spot halogen beam with a simple bulb change. Plus the new LED Professional Streak Retinoscope is now available!

Choice of illumination

Choose between 600 lux of brilliant halogen illumination or the new LED Retinoscope. Whichever you choose, the Professional guarantees you enough light to refract even the most difficult eyes.

New LED Professional Streak Retinoscope

Gives you better contrast, image quality and longer battery life.

Neutralisation check (Patented)

The only Retinoscope allowing rapid confirmation of neutralisation. You can change the beam from divergent to convergent enabling you to cross check the accuracy of the neutral point, guaranteeing the assessment is correct every time.

Precision magnetic control (Patented)

Improved 360° access to a single control for both rotation and convergence adjustments. The precision movements are achieved by use of rare earth magnet technology.

Two position aperture

A simple finger movement allows a choice of 4mm or 1.7mm aperture to optimise brightness or resolution of the retinal reflex.

Part numbers

| | |
|-------------|---|
| 1302-P-1014 | 3.6V PROFESSIONAL STREAK LED RETINOSCOPE AND CASE |
| 1302-P-1011 | 3.6V PROFESSIONAL STREAK RETINOSCOPE IN CASE |
| 1302-P-1009 | 3.6V PROFESSIONAL SPOT RETINOSCOPE IN CASE |
| 1302-P-1013 | 2.8V PROFESSIONAL STREAK LED RETINOSCOPE AND CASE |
| 1302-P-1010 | 2.8V PROFESSIONAL STREAK RETINOSCOPE IN CASE |
| 1302-P-1008 | 2.8V PROFESSIONAL SPOT RETINOSCOPE IN CASE |

Accessories

| | |
|-------------|-----------------------------|
| 1305-P-7000 | STREAK RET LED BLISTER PACK |
|-------------|-----------------------------|

Professional Combi Retinoscope Bulbs

| | |
|-------------|----------------------------------|
| 1013-P-7009 | VISTA/PROF STREAK BULB 3.6V PKT2 |
| 1013-P-7011 | PROF SPOT BULB 3.6V PKT2 |
| 1013-P-7010 | PROF SPOT BULB 2.8V PKT2 |

Vista Retinoscope Bulbs

| | |
|-------------|----------------------------------|
| 1013-P-7009 | VISTA/PROF STREAK BULB 3.6V PKT2 |
| 1013-P-7007 | VISTA SPOT HAL BULB 3.6V PKT2 |
| 1013-P-7006 | VISTA SPOT HAL BULB 2.8V PKT2 |



NEW LED
Streak light
source



Professional/
Vista Streak
Retinoscope bulb



Professional/
Vista Spot
Retinoscope bulb





Specialist Ophthalmoscope/Retinoscope Set



Professional Ophthalmoscope/Retinoscope Set

Ophthalmoscope/Retinoscope Sets

Ophthalmoscope/Retinoscope Sets

You can purchase your Ophthalmoscope and Retinoscope in a slimline double handle case and add in a Lithium Double Charger.

Part numbers Specialist Ophthalmoscope/Retinoscope Sets

| | |
|-------------|---|
| 1427-P-1104 | 3.6V STREAK LED RETINOSCOPE AND SPECIALIST OPHTHALMOSCOPE |
| 1427-P-1063 | SLIMLINE 3.6V STREAK RET AND SPECIALIST OPHTH |
| 1427-P-1065 | SLIMLINE 3.6V SPOT RET AND SPECIALIST OPHTH |
| 1427-P-1103 | 2.8V STREAK LED RETINOSCOPE AND SPECIALIST OPHTHALMOSCOPE |
| 1427-P-1062 | SLIMLINE 2.8V STREAK RET AND SPECIALIST OPHTH |
| 1427-P-1064 | SLIMLINE 2.8V SPOT RET AND SPECIALIST OPHTH |
| 1427-P-1116 | 3.6V SPECIALIST & COMBI LED ONLY STUDENT SET |
| 1427-P-1119 | 3.6V SPECIALIST STUDENT SET LED ONLY VOLK |

Professional Ophthalmoscope/Retinoscope sets

| | |
|-------------|---|
| 1427-P-1102 | 3.6V STREAK LED RETINOSCOPE & PROFESSIONAL OPHTHALMOSCOPE |
| 1427-P-1059 | 3.6V STREAK/PROFESSIONAL SET WITH 2 HANDLES |
| 1427-P-1061 | SLIMLINE 3.6V SPOT RET AND PROFESSIONAL OPHTH |
| 1427-P-1101 | 2.8V STREAK LED RETINOSCOPE & PROFESSIONAL OPHTHALMOSCOPE |
| 1427-P-1058 | SLIMLINE 2.8V STREAK RET AND PROFESSIONAL OPHTH |
| 1427-P-1060 | SLIMLINE 2.8V SPOT RET AND PROFESSIONAL OPHTH |
| 1427-P-1071 | 3.6V MAGNETIC STREAK RET/PROFESSIONAL OPHTH AND HANDLE |
| 1427-P-1117 | 3.6V PROFESSIONAL LED ONLY STUDENT SET |
| 1427-P-1118 | 3.6V PROFESSIONAL STUDENT SET LED ONLY VOLK |

Ophthalmoscope/Retinoscope Wall Units

Wall Units

Keeler's anti-theft designed Ophthalmoscopes and Retinoscopes have a lockable head and handle fitting so you'll always find them where you left them.

- Strong coiled tangle-free cable permits instrument use up to 3 meters from the transformer
- The robust construction is ideal for busy working conditions
- Automatic illumination when instruments are removed from cradle. With LED confirmation

Part numbers

| | |
|-------------|--|
| 1964-P-2001 | DOUBLE CORD HANDLE POWER SUPPLY |
| 1132-P-1050 | 3.6V SPECIALIST OPHTH HEAD AND BULB |
| 1128-P-1004 | 3.6V PROFESSIONAL OPHTH IN CARTON |
| 1132-P-1042 | 2.8V SPECIALIST OPHTH HEAD AND BULB |
| 1128-P-1003 | 2.8V PROFESSIONAL OPHTH IN CARTON |
| 1302-P-1012 | PROFESSIONAL STREAK LED RETINOSCOPE HEAD |
| 1302-P-1007 | 3.6V STREAK HEAD IN CARTON |
| 1302-P-1005 | 3.6V SPOT MAGNETIC RET |
| 1302-P-1006 | 2.8V STREAK MAGNETIC RET |
| 1302-P-1004 | 2.8V SPOT MAGNETIC RET |



Wall Unit

If you require a wall unit you will need to order the transformer unit which comes with the 2 x handles and each individual head.

NEW LED
light source
available with Sets



*Ophthalmoscope/Retinoscope Set
For Colour Coded Grips please see overleaf*

| | |
|-------------|-------------------------------|
| 1941-P-1368 | LITHIUM DOUBLE CHARGER |
| 1999-P-7308 | DOUBLE CHARGER WALL MOUNT KIT |



Accessories

Colour Coded Grips

Add a bit of colour to your diagnostic area with colour coded grips. Available in four colours these new grips are not only fun but functional too!

Available individually or as an assorted pack of four, choose from pink, green, blue or black.

Near Point Cards for Retinoscopy



Keeler Slimline Handles

Spare handles for your instruments available in 3.6V Lithium rechargeable (red base) or 2.8V Battery (blue base) options.



Part numbers

Colour Coded Grips

| | |
|-------------|--|
| 1901-P-7028 | PINK |
| 1901-P-7036 | GREEN |
| 1901-P-7044 | BLUE |
| EP29-05365 | BLACK |
| 1901-P-7052 | PACK OF FOUR ASSORTED COLOUR CODED GRIPS |

Near Point Cards for Retinoscopy

| | |
|-------------|----------------------------------|
| 1321-P-7021 | NEAR POINT CARDS FOR RETINOSCOPY |
|-------------|----------------------------------|

Keeler Slimline Handles

| | |
|-------------|----------------------|
| 1911-P-1201 | 3.6V SLIMLINE HANDLE |
| 1901-P-1101 | 2.8V SLIMLINE HANDLE |

Chargers and Upgrade Kits

A two hour fast charge and over 2 hours continuous use means your instrument is always ready for use. Choose between the Lithium-ion Double or Mini Chargers.

Over 2 hours of continuous use

Ideal for long examinations especially while first learning with your instrument.

LED displays

LEDs indicate when battery life is low, charging or fully charged.

Lithium-ion Double Charger

The compact charger takes two handles and fits neatly into your immediate testing environment, allowing easy access to your hand held instruments. It can be desk or wall mounted.

Lithium-ion Mini charger

Can be connected quickly and simply to the base of your Keeler handle, making it the perfect choice for domiciliary visits or practitioners on the move. Your instruments can still be used whilst the battery is charging.



Upgrade Kits

Keep your existing heads and upgrade to Lithium-ion. The Double Lithium Upgrade Kit (pictured) includes 2 x handles and a Lithium-ion Double Charger.

The Mini Charger Upgrade Kit includes 1 x handle and a Lithium-ion Mini Charger.

Part numbers

| | |
|-------------|------------------------|
| 1941-P-1368 | LITHIUM DOUBLE CHARGER |
| 1941-P-1341 | LITHIUM MINI CHARGER |

Upgrade Kits

| | |
|-------------|--|
| 1911-P-1228 | LITHIUM DUO CHARGER AND 2 SLIMLINE HANDLES |
| 1911-P-1236 | SLIMLINE HANDLE AND MINI CHARGER |

Lithium Battery

| | |
|------------|----------------------|
| EP39-18918 | 3.6V LITHIUM BATTERY |
|------------|----------------------|





More Keeler Instruments

For over ninety years we have manufactured top quality precision ophthalmic instruments.

View our full range at
www.keeler.co.uk | www.keelerusa.com

Got a question? - Call us

UK: +44 (0)1753 857177

India: +91 22 6708 0400

USA: +1 610 353 4350

Brazil: +55 11 4302 6053

China: +86 10 512 61868

Keeler Ltd.

Clewer Hill Road, Windsor
Berkshire, SL4 4AA UK

Keeler

